

## **INDEPENDENT AUDITOR'S REPORT**

TO THE MEMBERS OF RR EQUITY BROKERS PRIVATE LIMITED

### **Report on the Financial Statements**

I have audited the accompanying standalone Ind AS financial statements of **RR EQUITY BROKERS PRIVATE LIMITED** ("the Company"), which comprise the Balance Sheet as at 31 March 2018, the Statement of Profit and Loss, the Cash Flow Statement and the statement of change in Equity for the year then ended and a summary of the significant accounting policies and other explanatory information (hereinafter referred to as "the standalone Ind AS financial statements").

### **Management's Responsibility for the Financial Statements**

The Company's Board of Directors is responsible for the matters stated in Section 134(5) of the Companies Act, 2013 ("the Act") with respect to the preparation of these standalone Ind AS financial statements that give a true and fair view of the financial position, financial performance, cash flows and change in equity of the Company in accordance with the accounting principles generally accepted in India, including the Indian Accounting Standards (Ind AS) prescribed under Section 133 of the Act, read with the companies (Indian Accounting Standards) Rule 2015, as amended, and other accounting principal accepted in India.

This responsibility also includes maintenance of adequate accounting records in accordance with the provisions of the Act for safeguarding the assets of the Company and for preventing and detecting frauds and other irregularities; selection and application of appropriate accounting policies; making judgments and estimates that are reasonable and prudent; and design, implementation and maintenance of adequate internal financial controls, that were operating effectively for ensuring the accuracy and completeness of the accounting records, relevant to the preparation and presentation of the standalone Ind AS financial statements that give a true and fair view and are free from material misstatement, whether due to fraud or error.

### **Auditor's Responsibility**

My responsibility is to express an opinion on these standalone financial statements based on my audit.

I have taken into account the provisions of the Act, the accounting and auditing standards and matters which are required to be included in the audit report under the provisions of the Act and the Rules made there under.

I conducted my audit in accordance with the Standards on Auditing specified under Section 143(10) of the Act and other applicable authoritative pronouncements issued by the Institute of Chartered Accountants of India. Those Standards require that I comply with ethical requirements and plan and perform the audit to obtain reasonable assurance about whether the financial statements are free from material misstatement.

An audit involves performing procedures to obtain audit evidence about the amounts and the disclosures in the financial statements. The procedures selected depend on the auditor's judgment, including the assessment of the risks of material misstatement of the financial statements, whether due to fraud or error. In making those risk assessments, the auditor considers internal financial control relevant to the Company's preparation of the financial statements that give a true and fair view in order to design audit procedures that are appropriate in the circumstances. An audit also includes evaluating the appropriateness of the accounting policies used and the reasonability of the accounting estimates made by the Company's Directors, as well as evaluating the overall presentation of the standalone financial statements.

I believe that the audit evidence I have obtained is sufficient and appropriate to provide a basis for my audit opinion on the standalone financial statements.



### **Opinion**

In my opinion and to the best of my information and according to the explanations given to me, the aforesaid financial statements give the information required by the Act in the manner so required and give a true and fair view in conformity with the accounting principles generally accepted in India, of the state of affairs of the Company as at 31 March 2018, and its profit, its cash flows and the statement of Changes in equity for the year ended on that date.

### **Other Matters**

The comparative financial information of the company for the year ended March 31, 2017 and the transition date opening balance sheet as at 1<sup>st</sup> April 2016 included in these standalone Ind AS financial statements, are based on previously issued statutory financial statements prepared in accordance with the companies (Accounting Standards) Rules, 2006 audited by me and my report on the comparative financial information dated 14<sup>th</sup> July 2016 and 30<sup>st</sup> May 2017 respectively, expressed an unmodified opinion on those financial statements and has been restated to comply with Ind AS. Adjustments made to the previously issued said statutory financial information for the difference in the accounting principles adopted by the company on transition to the Ind AS have not audited by me.

My opinion is not modified in respect of these matters

### **Emphasis of Matter**

I draw your attention to the following matters in the notes to the financial statements:

- (a) Note no.58 and 2(B) of the financial statement with respect to preparation of financial statements require estimates and assumption to be made that affect the reported amount of assets, liabilities, revenues and expenses. Accordingly revenues and expenses at the end of the year provided on estimated basis. I relied on the management estimates.
- (b) Note no.57 of the financial statement with respect to- No provision has been made for Sundry debtors more than 6 month which also includes debtors outstanding from the earlier years, as steps is being taken by the management to reconcile and recover the amount.
- (c) Note no.14 of the financial statement regarding balances of parties accounts shown net (i.e. net of debit and credit) as in the opinion of the management it is difficult to differentiate parties as nature of account differs from day to day. Accordingly aging bifurcation has not been done.

My opinion is not modified in respect of these matters.

### **Report on Other Legal and Regulatory Requirements**

1. As required by the Companies (Auditor's Report) Order, 2016 ("the Order") issued by the Central Government of India in terms of sub-section (11) of section 143 of the Act (hereinafter referred as the "order"), and on the basis of such checks of the books and records of the company as I considered appropriate and according to the information & explanations given to me, I give in the Annexure A, a statement on the matters Specified in paragraphs 3 and 4 of the Order, to the extent applicable.
2. As required by section 143(3) of the Act, I report that :
  - a. I have sought and obtained all the information and explanations which to the best of my knowledge and belief were necessary for the purpose of my audit.
  - b. In my opinion proper books of account as required by law have been kept by the Company so far as it appears from my examination of those books;



**RAJIV KUMAR GUPTA**  
**CHARTERED ACCOUNTANT**  
**23, SAINIK VIHAR DELHI-110034**

---

- c. The Balance Sheet, the Statement of Profit and Loss, the Cash Flow Statement and statement change in equity dealt with by this Report are in agreement with the books of account;
- d. In my opinion, the aforesaid financial statements comply with the applicable Accounting Indian accounting Standards specified under Section 133 of the Act, read with Companies (Indian Accounting Standards) Rules 2015, as amended;
- e. on the basis of written representations received from the directors as on 31 March 2018, and taken on record by the Board of Directors, none of the directors is disqualified as on 31 March 2018, from being appointed as a director in terms of Section 164(2) of the Act;
- f. With respect to the adequacy of internal financial controls over the financial reporting of the Company and the operating effectiveness of such controls, refer to my separate report in "Annexure B", and
- g. With respect to the other matters to be included in the Auditor's Report in accordance with Rule 11 of the Companies (Audit and Auditors) Rules, 2014, in my opinion and to the best of my information and according to the explanations given to me:
  - i. The Company has disclosed the impact of pending litigations on its financial position in its financial statements - Refer Note 44 to the financial statements;
  - ii. The Company did not have any long-term contracts including derivative contracts for which there were any material foreseeable losses;
  - iii. There were no amounts which were required to be transferred to the Investor Education and Protection Fund by the Company during the year in consideration.

Place: New Delhi  
Dated: 29-May-2018



*RK Gupta*  
**Rajiv Kumar Gupta**  
Chartered Accountant  
Membership No. 83497

**Annexure - A to the Independent Auditor's Report**

The Annexure referred to in my Independent Auditor's Report to the members of the Company on the financial statements for the year ended March 31, 2018, I report that:

- i.
  - a. The Company has maintained proper records of Fixed Assets but full particulars including quantitative details and situation of fixed assets has not been shown.
  - b. According to information and explanation given to me the fixed assets were physically verified during the period and no material discrepancies were noted. In my opinion, the frequency of verification is reasonable.
  - c. According to the information and explanation given to me and on the basis of the examination of records of the company, there is no immovable properties are held in the books of the company.
- ii. As explained to me physical verification of inventory has been conducted at reasonable intervals by the management and discrepancies noticed on such physical verification between physical stocks and books records were not material considering the operations of the company and the same have been properly dealt with in the book of account.
- iii. During the year the Company has granted loans to the parties (Group companies including subsidiary) listed in the register maintained under Section 189 of the Act. The terms & condition on which the loan has been granted were not prima facie prejudicial to the interest of the company. According to information and explanation given to me, there is no stipulation with regard to its repayment and interest. The said loan is repayable on demand.
- iv. In my opinion and according to the information and explanation given to me, the company has complied with the provisions of section 185 and 186 of the companies Act, 2013, with respect to loans and investment made.
- v. The Company has not accepted any deposits from the public within the meaning of Sections 73 to 76 of the Act, and the rules framed there under to the extent notified.
- vi. The Central Government has not prescribed the maintenance of cost records under section 148(1) of the Act, for any of the services rendered by the Company.
- vii.
  - a. According to the records of the Company and the information and explanation given to me, the Company has been generally regular in depositing its undisputed statutory dues such as Provident Fund, Employees' State Insurance, Income Tax, Service Tax ,GST and any other material statutory dues whichever is applicable to the Company with the appropriate authorities during the year. However there are few delays in depositing of Provident Fund, and ESI.
  - b. According to the information and explanations given to me, no undisputed amounts payable in respect of provident fund, income tax, GST, Service Tax , duty of customs, cess and other material statutory dues were in arrears as at March 31, 2018 for a period of more than six months from the date they became payable.



**RAJIV KUMAR GUPTA**  
**CHARTERED ACCOUNTANT**  
**23, SAINIK VIHAR DELHI-110034**

---

- c. According to the information and explanation given to me, no statutory due is outstanding on account of dispute.
- viii. According to the records of the Company examined by me and the information and explanation given to me, the Company has not defaulted in repayment of dues to any financial institution or bank or debenture holders as at the balance sheet date.
- ix. In my opinion and according to the information and the explanations given to me, the term loans have been applied for the purpose for which they were obtained. Further as per the records, the company did not raise any money by way of initial public offer or further public offer (including debt instruments).
- x. Based upon the audit procedures performed and to the best of my knowledge and belief and according to the explanations given to me, no fraud by the company or any fraud on the company by its officers or employees has been noticed or reported during the year.
- xi. According to the information and explanations given to me and based on my examination of the records of the company, the company has not paid for managerial remuneration during the year.
- xii. In my opinion and according to the information and explanations given to me, the company is not a nidhi company. Accordingly, clause (xii) of paragraph 3 of the order is not applicable.
- xiii. According to the information and explanations given to me and based on my examination of the records of the company, transactions with the related parties are in compliance with sections 177 and 188 of the Act where applicable and details of such transactions have been disclosed in the financial statements as required by the applicable accounting standards.
- xiv. According to the information and explanations given to me and based on my examination of the records of the company, the company has not made any preferential allotment or private allotment of shares or fully or partly convertible debentures during the year.
- xv. According to the information and explanations given to me and based on my examination of the records of the company, the company has not entered into non-cash transactions with directors or persons connected with him. Accordingly, clause (xv) of paragraph 3 is not applicable to the company.
- xvi. The company is not required to be registered under section 45-IA of the Reserve Bank of India Act 1934.

New Delhi  
29-May-2018



*RK Gupta*  
**Rajiv Kumar Gupta**  
Chartered Accountant  
Membership No. 83497

## **Annexure B to the Independent Auditor's Report**

### **Report on the Internal Financial Controls under Clause (i) of Sub-section 3 of Section 143 of the Companies Act, 2013 ("the Act")**

I have audited the internal financial controls over financial reporting of RR Equity Brokers Private Limited ("the Company") as of March 31, 2018 in conjunction with my audit of the financial statements of the Company for the year ended on that date.

#### **Management's Responsibility for Internal Financial Controls**

The Company's management is responsible for establishing and maintaining internal financial controls based on the internal control over financial reporting criteria established by the Company considering the essential components of internal control stated in the Guidance Note on Audit of Internal Financial Controls over Financial Reporting issued by the Institute of Chartered Accountants of India ('ICAI'). These responsibilities include the design, implementation and maintenance of adequate internal financial controls that were operating effectively for ensuring the orderly and efficient conduct of its business, including adherence to company's policies, the safeguarding of its assets, the prevention and detection of frauds and errors, the accuracy and completeness of the accounting records, and the timely preparation of reliable financial information, as required under the Companies Act, 2013.

#### **Auditor's Responsibility**


My responsibility is to express an opinion on the Company's internal financial controls over financial reporting based on my audit. I conducted my audit in accordance with the Guidance Note on Audit of Internal Financial Controls over Financial Reporting (the "Guidance Note") and the Standards on Auditing, issued by ICAI and deemed to be prescribed under Section 143(10) of the Act, to the extent applicable to an audit of internal financial controls, both applicable to an audit of Internal Financial Controls. Those Standards and the Guidance Note require that I comply with ethical requirements and plan and perform the audit to obtain reasonable assurance about whether adequate internal financial controls over financial reporting was established and maintained and if such controls operated effectively in all material respects.

My audit involves performing procedures to obtain audit evidence about the adequacy of the internal financial controls system over financial reporting and their operating effectiveness. My audit of internal financial controls over financial reporting included obtaining an understanding of internal financial controls over financial reporting, assessing the risk that a material weakness exists, and testing and evaluating the design and operating effectiveness of internal control based on the assessed risk. The procedures selected depend on the auditor's judgment, including the assessment of the risks of material misstatement of the financial statements, whether due to fraud or error.

I believe that the audit evidence I have obtained is sufficient and appropriate to provide a basis for my audit opinion on the Company's internal financial controls system over financial reporting.

#### **Meaning of Internal Financial Controls over Financial Reporting**

A company's internal financial control over financial reporting is a process designed to provide reasonable assurance regarding the reliability of financial reporting and the preparation of financial statements for external purposes in accordance with generally accepted accounting principles. A company's internal financial control over financial reporting includes those policies and procedures that (1) pertain to the maintenance of records that, in reasonable detail, accurately and fairly reflect the transactions and dispositions of the assets of the company; (2) provide reasonable assurance that transactions are recorded as necessary to permit preparation of financial statements in accordance with generally accepted accounting principles, and that receipts and expenditures of the company are being made only in accordance with authorizations of management and directors of the company; and



(3) Provide reasonable assurance regarding prevention or timely detection of unauthorized acquisition, use, or disposition of the company's assets that could have a material effect on the financial statements.


**Inherent Limitations of Internal Financial Controls over Financial Reporting**


Because of the inherent limitations of internal financial controls over financial reporting, including the possibility of collusion or improper management override of controls, material misstatements due to error or fraud may occur and not be detected. Also, projections of any evaluation of the internal financial controls over financial reporting to future periods are subject to the risk that the internal financial control over financial reporting may become inadequate because of changes in conditions, or that the degree of compliance with the policies or procedures may deteriorate.

**Opinion**

In my opinion, the Company has, in all material respects, an adequate internal financial controls system over financial reporting and such internal financial controls over financial reporting were operating effectively as at March 31, 2018, based on the internal control over financial reporting criteria established by the Company considering the essential components of internal control stated in the Guidance Note on Audit of Internal Financial Controls Over Financial Reporting issued by the Institute of Chartered Accountants of India.

New Delhi  
29-May-2018

  
**Rajiv Kumar Gupta**  
Chartered Accountant  
Membership No. 83497





RR EQUITY BROKERS PRIVATE LIMITED  
BALANCE SHEET AS AT 31ST MARCH 2018

( Amount in ₹ )

S.No.	PARTICULARS	NOTE NO.	As at 31st March,2018	As at 31st March,2017	As at 1st April ,2016
I	<b>ASSETS</b>				
(i)	<b>NON-CURRENT ASSETS</b>				
	(a) PROPERTY PLANT AND EQUIPMENTS	3	1,850,205.40	2,252,704.76	2,713,807.60
	(b) CAPITAL WORK IN PROGRESS		-	-	-
	(c) GOODWILL		-	-	-
	(d) INTANGIBLE ASSETS	4	11,607.55	11,607.55	11,607.55
	(e) FINANCIAL ASSETS				
	(i) INVESTMENTS	5	13378000.00	13378000.00	13378000.00
	(ii) LOANS	7	-	-	-
	(ii) TRADE RECEIVABLES	8	-	-	-
	(iv) OTHER FINANCIAL ASSETS	9	-	-	-
	(f) DEFERRED TAX ASSETS (NET)	10	-	-	-
	(g) NON CURRENT TAX ASSETS(NET)	11	3,733,167.20	5,582,288.46	6,307,867.77
	(h) OTHER NON-CURRENT ASSETS	12	38,633,503.88	43,700,586.88	43,889,586.88
	<b>TOTAL NON CURRENT ASSETS (i)</b>		<b>57,606,484.03</b>	<b>64,925,187.65</b>	<b>66,300,869.80</b>
(ii)	<b>CURRENT ASSETS</b>				
	(a) INVENTORIES	13	-	-	-
	(b) FINANCIAL ASSETS				
	(i) INVESTMENTS	6	-	-	-
	(ii) TRADE RECEIVABLE	14	30,710,568.44	25,961,914.07	45,936,198.68
	(iii) CASH AND CASH EQUIVALENTS	15	3,757,825.40	7,873,122.79	127,295,637.95
	(iv) BANK BALANCE OTHER THAN (iii) ABOVE	16	2,194,056.00	2,194,056.00	2,194,056.00
	(v) LOANS	17	-	-	-
	(vi) OTHER FINANCIAL ASSETS	18	4,921,500.00	939,490.00	8,703,284.00
	(c) CURRENT TAX ASSETS(NET)	19	8,591.39	174,744.67	559,916.50
	(d) OTHER CURRENT ASSETS	20	104,734,114.03	111,256,424.21	2,224,486.47
	<b>TOTAL CURRENT ASSETS(ii)</b>		<b>146,326,655.26</b>	<b>148,399,751.74</b>	<b>186,913,579.60</b>
	<b>TOTAL ASSETS (i+ii)</b>		<b>203,933,139.29</b>	<b>213,324,939.39</b>	<b>253,214,449.40</b>
II	<b>EQUITY AND LIABILITIES</b>				
(i)	<b>EQUITY</b>				
	(a) EQUITY SHARE CAPITAL	21	100,000,000.00	100,000,000.00	100,000,000.00
	(b) OTHER EQUITY	22	7,740,458.47	7,468,748.61	12,026,376.38
	<b>TOTAL EQUITY (i)</b>		<b>107,740,458.47</b>	<b>107,468,748.61</b>	<b>112,026,376.38</b>
(ii)	<b>LIABILITIES</b>				
(ii)	<b>NON-CURRENT LIABILITIES</b>				
	(a) FINANCIAL LIABILITIES				
	(i) BORROWINGS	23	-	9,525,680.00	26,113,590.00
	(ii) TRADE PAYABLES	24	-	-	-
	(iii) OTHER FINANCIAL LIABILITIES	25	-	-	-
	(b) DEFERRED TAX LIABILITIES (NET)	26	113,030.00	170,428.00	203,950.00
	(c) PROVISIONS	27	-	-	-
	(d) OTHER NON CURRENT LIABILITIES	28	-	-	-
	<b>TOTAL NON CURRENT LIABILITIES (ii)</b>		<b>113,030.00</b>	<b>9,705,108.00</b>	<b>26,407,540.00</b>
(iii)	<b>CURRENT LIABILITIES</b>				
	(a) FINANCIAL LIABILITIES				
	(i) BORROWINGS	29	86,268,335.25	91,045,470.93	82,563,132.43
	(ii) TRADE PAYABLES	30	-	-	-
	(iii) OTHER FINANCIAL LIABILITIES	31	2,328,064.51	4,527,250.03	8,658,908.89
	(b) OTHER CURRENT LIABILITIES	32	6,689,038.56	180,432.82	21,109,743.29
	(c) PROVISIONS	33	-	-	-
	(d) CURRENT TAX LIABILITIES(NET )	34	794,212.50	397,929.00	2,448,748.41
	<b>TOTAL CURRENT LIABILITIES(iii)</b>		<b>96,079,650.82</b>	<b>96,151,082.78</b>	<b>114,780,533.02</b>
	<b>TOTAL EQUITY AND LIABILITIES(i+ii+iii)</b>		<b>203,933,139.29</b>	<b>213,324,939.39</b>	<b>253,214,449.40</b>

Significant Accounting Policies and  
Notes Forming Part of the Financial Statements

(1-58)

FOR AND ON BEHALF OF THE BOARD OF DIRECTORS

PAWAN GUPTA  
DIRECTOR  
DIN NO'07245876

GAUTAM SAHA  
DIRECTOR  
DIN NO '07602791

**AUDITOR'S REPORT**  
SIGNED IN TERMS OF OUR SEPARATE  
REPORT OF EVEN DATE.  
  
RAJIV KUMAR GUPTA  
(Chartered Accountants)  
(Membership No. 83497)

PLACE: NEW DELHI  
DATED: 29/05/2018





**RR EQUITY BROKERS PRIVATE LIMITED**  
**PROFIT & LOSS STATEMENT FOR THE YEAR ENDED 31ST MARCH 2018**

( Amount in ₹ )


S.No	PARTICULARS	NOTE No	FIGURES FOR THE CURRENT REPORTING PERIOD	FIGURES FOR THE PREVIOUS REPORTING PERIOD
	<b>REVENUE FROM OPERATIONS</b>			
I	REVENUE FROM OPERATIONS	35	19,448,592.33	27,577,825.62
II	OTHER INCOME	36	518,714.19	618,573.95
III	<b>TOTAL REVENUE(I+II)</b>		<b>19,967,306.52</b>	<b>28,196,399.57</b>
IV	<b>EXPENSES:</b>			
a	EMPLOYEE BENEFITS EXPENSES	37	3,696,086.00	1,965,017.00
b	FINANCE COSTS	38	9,353,586.00	10,844,783.52
c	DEPRECIATION AND AMORTIZATION EXPENSE	39	402,499.36	486,102.84
d	OTHER EXPENSES	40	6,263,323.30	19,412,550.98
	<b>TOTAL EXPENSES</b>		<b>19,715,494.66</b>	<b>32,708,454.34</b>
V	<b>PROFIT BEFORE EXCEPTIONAL ITEMS AND TAX (III-IV)</b>		251,811.86	(4,512,054.77)
VI	EXCEPTIONAL ITEMS			-
VII	<b>PROFIT BEFORE TAX (V-VII)</b>	45	251,811.86	(4,512,054.77)
VIII	<b>TAX EXPENSE</b>			
a	CURRENT TAX		46,500.00	-
b	EARLIER YEARS TAX			160,095.00
c	DEFERRED TAX		(66,398.00)	(114,522.00)
IX	<b>PROFIT(LOSS) FOR THE PERIOD</b>		271,709.86	(4,557,627.77)
	<b>OTHER COMPREHENSIVE INCOME</b>			
	(a) EQUITY INSTRUMENTS THROUGH OTHER COMPREHENSIVE INCOME NET CHANGE IN FAIR VALUE		-	-
	(b) INCOME TAX RELATING TO ITEMS RECLASSIFIED TO PROFIT & LOSS		-	-
	<b>OTHER COMPREHENSIVE INCOME FOR THE YEAR (NET OF TAX)</b>			
X	<b>TOTAL COMPREHENSIVE INCOME FOR THE PERIOD</b>		<b>271,709.86</b>	<b>(4,557,627.77)</b>
XI	EARNING PER EQUITY SHARE			
a	BASIC	42	0.003	(0.046)
b	DILUTED		0.003	(0.046)

(1-58)

Significant Accounting Policies and  
Notes Forming Part of the Financial Statements

FOR AND ON BEHALF OF THE BOARD OF DIRECTORS

AUDITOR'S REPORT  
SIGNED IN TERMS OF OUR SEPARATE  
REPORT OF EVEN DATE.

  
PAWAN GUPTA  
DIRECTOR  
DIN NO 07245876

  
GAUTAM SAHA  
DIRECTOR  
DIN NO 07602791

  
RAJIV KUMAR GUPTA  
(CHARTERED ACCOUNTANTS)  
MEMBERSHIP NO.083497



PLACE: NEW DELHI  
DATED: 29/05/2018

RR EQUITY BROKERS PRIVATE LIMITED

Standalone Cash Flow Statement For The Year Period of 1st April 2017 to 31st March 2018

Particulars	Figures as at 31/03/2018 ( Amount in ₹ )	Figures as at 31/03/2017 ( Amount in ₹ )
<b>A Cash flow from operating activities</b>		
Profit before tax	251,811.00	(4,512,054.77)
Adjustments for:		
Depreciation	402,499.36	461,102.84
Interest Received	450,203.03	563,459.37
Dividend income	-	-
Interest expense	9,353,586.00	10,844,783.52
Miscellaneous Expenditure written off	-	-
Unrealised foreign exchange (gain) / loss	-	-
Increase in Fair Value of Assets/Inventory	-	-
(Profit) / loss on sale of Property, plant & equipments	-	-
Profit on sale of investment	-	-
<b>Operating profit before working capital changes</b>	<b>10,458,099.39</b>	<b>7,357,290.96</b>
Adjustments for:		
(Increase) / decrease in other financial assets	(3,982,010.00)	7,763,794.00
(Increase) / decrease in other non current assets	5,067,083.00	189,000.00
(Increase) / decrease in other current assets	6,522,310.18	(109,031,937.74)
(Increase) / decrease in loan and advances	-	-
(Increase) / decrease in inventories	-	-
(Increase) / decrease in trade receivable	(4,748,654.37)	19,974,284.61
Increase/(decrease) in Provision	-	-
Increase/(decrease) in trade payables	-	-
Increase/(decrease) in other current liabilities	6,508,605.74	(20,929,310.47)
Increase/(decrease) in other financial liabilities	(2,199,185.52)	(4,131,658.86)
Increase/(decrease) in current tax liabilities	396,283.50	(2,050,819.41)
<b>Cash generated from operations</b>	<b>18,022,531.92</b>	<b>(100,859,356.91)</b>
Current taxes paid	1,968,774.54	950,656.14
<b>Cash Flow from operating activity before Exceptional Items</b>	<b>19,991,306.46</b>	<b>(99,908,700.77)</b>
Exceptional items	-	-
<b>Net cash from operating activities (A)</b>	<b>19,991,306.46</b>	<b>(99,908,700.77)</b>
<b>B Cash flow from investing activities</b>		
Purchase of Property, Plant and Equipments	-	-
Sale of Property, plant and equipments	-	-
(Increase)/decrease in current investments	-	-
Profit on sale of investment	-	-
Loans/ deposits with subsidiaries	-	-
Interest Received	(450,203.03)	(563,459.37)
Dividend received	-	-
<b>Net cash used in investing activities (B)</b>	<b>(450,203.03)</b>	<b>(563,459.37)</b>
<b>C Cash flow from financing activities</b>		
Proceeds from issue of share capital	-	-
Repayment of long term borrowings	(9,525,680.00)	(16,587,910.00)
Proceeds from long term borrowings	-	-
Repayment from short term borrowings	(4,777,135.68)	-
Proceeds from Short term borrowings	-	8,482,338.50
Interest paid	(9,353,586.00)	(10,844,783.52)
Dividend paid	-	-
Corporate dividend tax	-	-
<b>Net cash used in financing activities (C)</b>	<b>(23,656,401.68)</b>	<b>(18,950,355.02)</b>
<b>Net increase in cash and cash equivalents (A+B+C)</b>	<b>(4,115,298.25)</b>	<b>(119,422,515.16)</b>
<b>Cash and cash equivalents at the beginning of the year</b>	<b>10,067,178.79</b>	<b>129,489,693.95</b>
<b>Cash and cash equivalents at the end of the year</b>	<b>5,951,880.54</b>	<b>10,067,178.79</b>


Components of cash and cash equivalents

On current accounts	3,729,936.40	7,851,513.79
On deposits accounts	-	-
Other Bank Deposit	2,194,056.00	2,194,056.00
Cash on Hand	27,889.00	21,609.00
<b>Total cash &amp; cash equivalents</b>	<b>5,951,881.40</b>	<b>10,067,178.79</b>

Notes:


- Cash flow statement has been prepared under the indirect method as set out in Ind AS 7 issued by the Institute of Chartered Accountants of India
- Previous year's figures regrouped / recasted where ever necessary

For and on behalf of the Board of Directors

  
PAWAN GUPTA  
DIRECTOR  
DIN NO'07245876

GAUTAM SAHA  
DIRECTOR  
DIN NO '07602791

As per our report of even date attached

  
RAJIV KUMAR GUPTA  
(Chartered Accountants)  
Membership No.083497

Place : New Delhi  
Date : 29/5/2018



**STATEMENT OF CHANGES IN EQUITY FOR THE YEAR ENDED 31st MARCH 2018**

**(a) Equity share capital**

Particulars	As at 31/03/2018		As at 31/03/2017		As at 01/04/2016	
	No. of Shares	Amounts	No. of Shares	Amounts	No. of Shares	Amounts
Balance at the beginning of the reporting period	100,000,000	100,000,000	100,000,000	100,000,000	100,000,000	1000000000
Add:-Issued During the year	-	-	-	-	-	-
Balance at the end the reporting period	100000000	100000000	100000000	100000000	100000000	1000000000

**(b) Other Equity**

For the year ended 31st March 2017

( ₹ in lakhs)

Particulars	Securities premium Accounts	General Reserve	Retained Earning	Equity instruments through other comprehensive income	Others	Total
As at April 01, 2016	-	-	120.26	-	-	120.26
Profit for the year	-	-	(45.58)	-	-	-45.58
Other Comprehensive income for the Year	-	-	-	-	-	-
<b>Total Comprehensive income</b>	-	-	<b>74.69</b>	-	-	<b>74.69</b>
Dividend	-	-	-	-	-	-
Transfer to reserve	-	-	-	-	-	-
Balance as at March 31st, 2017	-	-	74.69	-	-	74.69

See accompanying Notes forming part of Financial Statements

For the year ended 31st March 2018

( ₹ in lakhs)

Particulars	Securities premium Accounts	General Reserve	Retained Earning	Equity instruments through other comprehensive income	Others	Total
As at April 01, 2017	-	-	74.69	-	-	74.69
Profit for the year	-	-	2.72	-	-	2.72
Other Comprehensive income for the Year	-	-	-	-	-	-
<b>Total Comprehensive income</b>	-	-	<b>77.40</b>	-	-	<b>77.40</b>
Dividend	-	-	-	-	-	-
Transfer to reserve	-	-	-	-	-	-
Balance as at March 31st, 2018	-	-	77.40	-	-	77.40

The accompanying notes form an integral part of the standalone financial statements.  
As per our report of even date attached.

FOR AND ON BEHALF OF THE BOARD OF DIRECTORS

As per our report of even date attached

  
PAWAN GUPTA  
DIRECTOR  
DIN NO'07245876

  
GAUTAM SAHA  
DIRECTOR  
DIN NO '07602791

  
RAJIV KUMAR GUPTA  
(Chartered Accountants)  
Membership No.83497



PLACE: NEW DELHI  
DATED: 29/05/2018



**NOTES TO THE STANDALONE FINANCIAL STATEMENTS**

**1 Corporate overview**

RR Equity Brokers Pvt Ltd ("the company") is a public limited company domiciled in India and incorporated under the provisions of Companies Act, 1956. The address of its corporate office is 412-422, 4th floor, Indraprakash building, 21 Barakhamba road, New Delhi 110001. The company is engaged in Stock Broking Business.

**2 Significant Accounting Policies**

**(A) Basis of Preparation of Financial Statements**

In accordance with the notification issued by Ministry of Corporate Affairs, the company has adopted Indian Accounting Standards (referred to as "Ind AS" notified under the Companies (Indian Accounting Standards) Rules, 2015 with effect from April 1, 2017. Previous figures have been restated to Ind AS. In accordance with Ind AS 101 First time adoption of Indian accounting standards, the company has presented a reconciliation from the preparation of financial statements Accounting Standards notified by Companies (Accounting Standards) Rules 2016 ("previous GAAP") to Ind AS of shareholders equity as at March 31, 2017 and April 1, 2016 and for the comprehensive net income for the year ended March 31, 2017.

The financial statements are prepared in accordance with Indian Accounting Standards (Ind AS) notified under section 133 of Companies Act 2013 ("ACT") read with Companies (Indian Accounting Standards) Rules 2015; and the other provisions of the act and rules thereafter.

The financial statements have been prepared on a going concern basis under historical cost convention basis, except for certain financial instruments measured at fair value.

The company financial statements are presented in Indian Rupees .

**(B) Use of Judgements & Estimates**

The preparation of financial statements in conformity with Ind AS requires the Management to make estimates and assumptions to be made that affect the reported amount of assets and liabilities on the date of the financial statements and the reported amount of revenues and expenses during the reporting period. Difference between the actual results and estimates are recognised in the period in which the result are known / materialised.

**(C) Revenue Recognition**

Income is being accounted for on accrual basis

Revenue is recognized to the extent that it is probable that the economic benefits will flow to the group and revenue can be reliably measured, regardless of when the payment is being made. Revenue is measured at fair value of the consideration received or receivable, taking into account contractually defined terms of payment and excluding taxes and duties collected on behalf of government. The revenue is recognized net of GST (in any)

**(D) Property, plant and equipment**

- (i) Property, plant and equipment are stated at cost net of accumulated depreciation and accumulated impairment losses if any.
- (ii) The initial cost of an Fixed Assets are stated at cost, including freight, installation, duties and taxes, finance charges and other incidental expenses incurred during construction or installation to bring the assets to their state of Intended use.
- (iii) The company has elected to use the exemption available under Ind AS 101 to continue the carrying value of all of its property, plant and equipments as recognised in the financial statements as the date of transition of In AS, measured as per previous GAAP and use that as its deemed cost on date of transition (1st April 2017).
- (iv) Depreciation on property, plant and equipment is provided on the Straight Line Method by considering the revised useful life of the assets (after retaining the estimated residual value of upto 5%) in the manner prescribed under schedule II to the Companies Act, 2013.
- (v) Intangible assets acquired separately are measured on initial recognition at cost. Following initial recognition, intangible assets are amortized over their respective individual estimated useful lives on straight line method. The company has elected to continue with the carrying value for all its intangible assets as recognised in its Indian GAAP financials as deemed cost as at the transition date (1st April 2017).





**(E) Impairment of Non Financial Assets**

Impairment loss is provided; if any, to the extent, the carrying amount of assets exceed their recoverable amount. Recoverable amount is higher of an asset's net selling price and its value in use. Value in use is the present value of estimated future cash flows expected to arise from the continuing use of an asset and from its disposal at the end of its useful life.

impairment losses recognised in prior years are reversed when there is an indication that the impairment losses recognised no longer exist or have decreased. Such reversals are recognised as an increase in carrying amount of assets to the extent that it does not exceed the carrying amounts that would been determined (net of amortisation or depreciation) had no impairment loss been recognised in previous years

**(F) Valuation of Investment**

Investments are valued at acquisition cost Provision is made for diminution in the value of investment which is perceived to be of permanent nature.

**(G) Inventories**

Stocks of quoted share /debentures and other securities are valued at Fair Value, but where the Fair value is not available, we consider the last value provided.

Stocks of unquoted shares/debenture and other securities valued at fair market value to the extent possible.

The difference between the fair value of inventory and the cost price or market price which ever is lower recognised in Other comprehensive income.

**(H) Investment in subsidiaries, Joint ventures and Associates**

Investment in equity shares of subsidiaries, joint ventures and associates are recorded at cost .

**(I) Financial Instruments**

A financial instrument is any contract that gives rise to a financial assets to one entity and financial liability to another entity.

**Financial Assets**

- (i) **Financial assets at amortised cost:** Assets that are held for collection of contractual cash flows where those cash flows represent solely payments of principal and interest are measured at amortised cost. These are presented as current assets, except for those maturing later than 12 months after the reporting date which are presented as non current assets. Financial assets are measured initially at fair value plus transaction cost.

Financial assets at amortised cost are represented by trade receivable, security deposits, cash and cash equivalent, employee and other advances.

(ii)

**Financial assets at fair value through other comprehensive Income(FVTOCI) :** All equity investments are measured at fair values. Investments which are held for trading purpose/investment purpose and where the company has exercised the option to classify the investments as fair value through other comprehensive income (FVTOCI), all fair value changes on the investments are recognised in OCI. The accumulated gain or losses recognised in OCI are classified to retained earnings on sale of such investments.

**Financial Liabilities**

**Initial recognition and measurement**

All financial liabilities are recognised initially at fair value and in case of loan and borrowings net of directly attributable costs.

Financial liabilities are subsequently measured at amortised cost. For trade and other payable maturity within one year from the balance sheet date, the carrying value approximates fair value due to short maturity of these instruments.





(J) **Investment Property**

Investment property is property (land or a building or part of a building or both) held either to earn rental income or for capital appreciation or for both, but not for sale in ordinary course of business. Investment properties are stated at cost net of accumulated depreciation and accumulated impairment losses, if any.

(K) **Taxation**

(K.1) **Current income tax**

Provision for Income tax for the current period is made if applicable on the basis of established tax liability as per the applicable provisions of the Income Tax Act, 1961.

(K.2) **Deferred Tax**

(i) Deferred Tax is recognised on temporary difference between the carrying amount of assets and liabilities in the financial statements and the corresponding tax bases used in computation of taxable profits.

Deferred tax liabilities are measured at the tax rates that are expected to apply in the period in which the liability is settled or assets realised, based on tax rates (and tax laws) that have been enacted or subsequently enacted at the end of reporting period. The carrying amount of Deferred tax liabilities and assets are reviewed at the end of each reporting period.

(ii) A deferred tax asset is recognised for unclaimed MAT credits that are carried forward as deferred tax assets.

(L) Gratuity is being provided on cash basis.

(M) **Foreign Currency Transaction**

(i) Transactions denominated in foreign currencies are recorded at the exchange rates prevailing at the time of transaction.

(ii) Monetary items denominated in foreign currencies at the year-end are translated at the year end rate, the resultant gain or loss will be recognized in the statement of profit and loss account.

(iii) Any gain or loss arising on account of exchange difference on settlement of transaction is recognized in the statement of profit and loss account.

(N) **Provision and contingencies**

The company creates a provision when there exists a present obligation as a result of past event that probably requires an outflow of resources and a reliable estimate can be made of the amount of the obligation. A disclosure for a contingent liability is made when there is a possible obligation or a present obligation that may, but probably will not require an outflow of resources, when there is a possible obligation or a present obligation in respect of which likelihood of outflow of resources is remote, no provision or disclosure is made.

(O) **Research and Development**

Revenue expenditure on research and development is charged as an expense in the year in which it is incurred under respective heads of accounts. Expenditure which results in the creation of capital assets is capitalised and depreciation is provided on such assets as applicable.


(P) **Earnings per share**

The Basic earning per share and diluted earning per share have been computed in accordance with Indian Accounting Standard (IND AS-33) on, "Earnings Per Share" and is also shown in the Statement of Profit and Loss.

(Q) **Standards issued but not effective**

The Ministry of Corporate Affairs (MCA), on 28 March 2018, has notified certain amendments to existing following Ind AS. These amendments shall be applicable to the company from April 01, 2018.

**Amendments to existing issued Ind AS**





**RR EQUITY BROKERS PRIVATE LIMITED**  
**NOTES ON FINANCIAL STATEMENTS FOR THE YEAR ENDED 31ST MARCH, 2018**

The MCA also carried out amendments of the following accounting standards:

- i. Ind AS 21- The effects of changes in Foreign Exchange Rates
- ii. Ind AS 40- Investment in property.
- iii. Ind AS 12- Income Taxes
- iv. Ind AS 28- Investments in Associates and Joint ventures and
- v. Ind AS 112- Disclosure of interest in other entities

Application of above standards are not expected to have any significant impact on the Company's Financial Statements

**3 PROPERTY PLANT AND EQUIPMENTS**

(a) **The Changes in the carrying value of property, plant and equipments for the year ended March 31,2018 are as follows**

₹ in Lakhs

Particulars	Furniture & Fixtures	Office Equipment	Computer Equipments	Vehicle	Total
Gross carrying value as of April 1,2017	490,880.00	4,820,063.00	213,940.00	1,422,335.00	6,947,218.00
Additions	-	-	-	-	-
Deletions	-	-	-	-	-
Gross carrying value as of March 31,2018	490,880.00	4,820,063.00	213,940.00	1,422,335.00	6,947,218.00
Accumulated Depreciation as of April 1,2017	435,300.20	2,694,054.00	213,940.00	1,351,219.00	4,694,513.20
Depreciation for the Year	22,681.00	379,818.00	-	-	402,499.00
Disposals	-	-	-	-	-
Accumulated Depreciation as of March 31,2018	457,981.20	3,073,872.00	213,940.00	1,351,219.00	5,097,012.20
Net Carrying Amount as at March 31,2018	32,898.80	1,746,191.00	-	71,116.00	1,850,205.40
Net Carrying Amount as at March 31,2017	55,580.00	2,126,009.00	-	71,116.00	2,252,705.00

(b) **The Changes in the carrying value of property, plant and equipments for the year ended March 31,2017 are as follows**

₹ in Lakhs

Particulars	Furniture & Fixtures	Office Equipment	Computer Equipments	Vehicle	Total
Gross carrying value as of April 1,2016	490,880.00	4,820,063.50	213,940.00	1,422,335.00	6,947,218.50
Additions	-	-	-	-	-
Deletions	-	-	-	-	-
Gross carrying value as of March 31,2017	490,880.00	4,820,063.50	213,940.00	1,422,335.00	6,947,218.50
Accumulated Depreciation as of April 1,2016	412,619.28	2,314,239.47	213,940.00	1,292,612.15	4,233,410.90
Depreciation for the Year	22,680.92	379,814.92	-	58,607.00	461,102.84
Disposals	-	-	-	-	-
Accumulated Depreciation as of March 31,2017	435,300.20	2,694,054.39	-	1,351,219.15	4,480,573.74
Net Carrying Amount as at March 31,2017	55,579.80	2,126,009.11	-	71,115.85	2,252,704.76
Net Carrying Amount as at March 31,2016	78,261.00	2,505,824.00	-	129,723.00	2,713,808.00





**RR EQUITY BROKERS PRIVATE LIMITED**  
**NOTES ON FINANCIAL STATEMENTS FOR THE YEAR ENDED 31ST MARCH, 2018**

(c) **The Changes in the carrying value of property, plant and equipments for the year ended March 31,2016 are as as follows**

₹ in Lakhs

Particulars	Furniture & Fixtures	Office Equipment	Computer Equipments	Vehicle	Total
Gross carrying value as of April 1,2015	490,880.00	4,820,063.50	213,940.00	1,422,335.00	6,947,218.50
Additions	-	-	-	-	-
Deletions	-	-	-	-	-
Gross carrying value as of March 31,2016	490,880.00	4,820,063.50	213,940.00	1,422,335.00	6,947,218.50
Accumulated Depreciation as of April 1,2015	357,950.59	1,934,422.93	213,940.00	1,034,779.52	3,541,093.04
Depreciation for the Year	54,668.69	379,816.54	-	257,832.63	692,317.86
Disposals	-	-	-	-	-
Accumulated Depreciation as of March 31,2016	412,619.28	2,314,239.47	-	1,292,612.15	4,019,470.90
Net Carrying Amount as at March 31,2016	78,260.72	2,505,824.03	-	129,722.85	2,713,807.60
Net Carrying Amount as at March 31,2015	132,929.41	2,885,640.57	-	387,555.48	3,406,125.46

**4 INTANGIBLE ASSETS**

(a) **The Changes in the carrying value of intangible assets for the year ended March 31,2018 are as follows**

₹ in Lakhs

Particulars	Intellectual Property Rights	Software	Others	Total
Gross carrying value as of April 1,2017	-	3,518,083.00	-	-
Additions	-	-	-	-
Deletions	-	-	-	-
Gross carrying value as of March 31,2018	-	3,518,083.00	-	-
Accumulated Depreciation as of April 1,2017	-	3,506,476.00	-	-
Depreciation for the Year	-	-	-	-
Disposals	-	-	-	-
Accumulated Depreciation as of March 31,2018	-	3,506,476.00	-	-
Net Carrying Amount as at March 31,2018	-	11,607.00	-	-

**The Changes in the carrying value of intangible assets for the year ended March 31,2017 are as follows**

₹ in Lakhs







**RR EQUITY BROKERS PRIVATE LIMITED**  
**NOTES ON FINANCIAL STATEMENTS FOR THE YEAR ENDED 31ST MARCH, 2018**

Particulars	Intellectual Property Rights	Software	Others	Total
Gross carrying value as of April 1,2016	-	3,518,083.00	-	-
Additions	-	-	-	-
Deletions	-	-	-	-
Gross carrying value as of March 31,2017	-	3,518,083.00	-	-
Accumulated Depreciation as of April 1,2016	-	3,506,476.00	-	-
Depreciation for the Year	-	-	-	-
Disposals	-	-	-	-
Accumulated Depreciation as of March 31,2017	-	3,506,476.00	-	-
Net Carrying Amount as at March 31,2016	-	11,607.00	-	-

The Changes in the carrying value of intangible assets for the year ended March 31,2016 are as follows

₹ in Lakhs

Particulars	Intellectual Property Rights	Software	Others	Total
Gross carrying value as of April 1,2016	-	3,518,083.00	-	-
Additions	-	-	-	-
Deletions	-	-	-	-
Gross carrying value as of March 31,2017	-	3,518,083.00	-	-
Accumulated Depreciation as of April 1,2016	-	3,506,476.00	-	-
Depreciation for the Year	-	-	-	-
Disposals	-	-	-	-
Accumulated Depreciation as of March 31,2017	-	3,506,476.00	-	-
Net Carrying Amount as at March 31,2016	-	11,607.00	-	-


**5 NON CURRENT INVESTMENT:**

**INVESTMENTS IN EQUITY SHARES (QUOTED)**

Particulars	No. of units 31/03/2018	No. of units 31/03/2017	No. of units 01/04/2016	As at 31/03/2018	As at 31/03/2017	As at 01 /04/2016
RR Investor Retails Services Pvt.Ltd	5,100,000.00	5,100,000.00	5,100,000.00	100000.00	100000.00	100000.00
RR Commodity Brokers Pvt.Ltd.	98,100.00	98,100.00	98,100.00	12,753,000.00	12,753,000.00	12,753,000.00
RR Investor Distributors Co.Pvt.Ltd.	100,000.00	100,000.00	100,000.00	100,000.00	100,000.00	100,000.00
RR Information & Research Pvt.Ltd.	3,250.00	3,250.00	3,250.00	325,000.00	325,000.00	325,000.00
RR IT Pvt.Ltd.	100,000.00	100,000.00	100,000.00	100,000.00	100,000.00	100,000.00
<b>Total</b>	<b>5401350.00</b>	<b>5401350.00</b>	<b>5401350.00</b>	<b>13378000.00</b>	<b>13378000.00</b>	<b>13378000.00</b>

**6 CURRENT INVESTMENT:**

NIL





**RR EQUITY BROKERS PRIVATE LIMITED**  
**NOTES ON FINANCIAL STATEMENTS FOR THE YEAR ENDED 31ST MARCH, 2018**

**INVESTMENTS IN EQUITY SHARES (QUOTED)**

**7 LOANS**

S.No.	PARTICULARS	As at 31/03/2018	As at 31/03/2017	As at 01/04/2016
(a)	<b>Security Deposits</b>			
	CONSIDERED GOOD	-	-	-
	CONSIDERED DOUBTFUL	-	-	-
	LESS: ALLOWANCE FOR DOUBTFUL	-	-	-
(b)	<b>LOANS TO RELATED PARTIES</b>	-	-	-
(c)	<b>LOANS TO EMPLOYEES</b>	-	-	-
(d)	<b>LOAN TO OTHERS</b>			
	CONSIDERED GOOD	-	-	-
	CONSIDERED DOUBTFUL	-	-	-
	LESS: ALLOWANCE FOR DOUBTFUL	-	-	-
	<b>TOTAL</b>	-	-	-

**8 TRADE RECEIVABLES:**

*(Unsecured unless otherwise stated)*

S.No.	PARTICULARS	As at 31/03/2018	As at 31/03/2017	As at 01/04/2016
(a)	Considered Good	-	-	-
(b)	Considered doubtful	-	-	-
	Less:- ALLOWANCE FOR DOUBTFUL DEBTS	-	-	-
	<b>TOTAL</b>	-	-	-

**9 OTHER FINANCIAL ASSETS**

S.No.	PARTICULARS	As at 31/03/2018	As at 31/03/2017	As at 01/04/2016
(a)	INTEREST RECIVABLE	-	-	-
(b)	SECURITY DEPOSITS	-	-	-
(c)	LONG TERM BANK DEPOSIT(MORE THAN 12 MONTHS)	-	-	-
(d)	ADVANCES TO SUBSIDIARY	-	-	-
(e)	CLAIMS	-	-	-
(f)	OTHERS	-	-	-
	<b>TOTAL</b>	-	-	-

**10 DEFERRED TAX :**

Deferred income tax reflect the net tax effects of temporary difference between the carrying amount of assets and liabilities for financial reporting purposes and the amounts used for income tax purposes. Significant component of the company net deferred income tax as follows.

**Deferred tax assets:**

S. No	PARTICULARS	As at 31/03/2018	As at 31/03/2017	As at 01/04/2016
	THE BALANCE COMPROMISE TEMPORARY DIFFERENCE ATTRIBUTAL TO:			
(a)	DEPRECIATION	-	-	-





**RR EQUITY BROKERS PRIVATE LIMITED**  
**NOTES ON FINANCIAL STATEMENTS FOR THE YEAR ENDED 31ST MARCH, 2018**

(b)	UNUSED TAX CREDITS(MAT CREDIT ENTITELEMENT)	-	-	-
(c)	OTHERS	-	-	-
	Total deferred tax assets	-	-	-

S. No	MOVEMENT IN DEFERRED TAX	As at 31/03/2018	As at 31/03/2017	As at 01/04/2016
(a)	CHARGED/(CREDITED)	-	-	-
(b)	TO PROFIT & LOSS	-	-	-
(c)	TO OTHER COMPREHENSIVE INCOME	-	-	-
(d)	UNUSED TAX CREDITS( MAT CREDIT ENTITLEMENT)	-	-	-
	<b>TOTAL</b>	-	-	-

**11 NON CURRENT TAX ASSETS**

S. No	PARTICULARS	As at 31/03/2018	As at 31/03/2017	As at 01/04/2016
(a)	ADVANCE INCOME TAX AND TAX DEDUCTED AT SOURCE (NET OF PROVISION FOR TAXATION)	3,733,167.20	5,582,288.46	6,307,867.77
	<b>TOTAL</b>	<b>3,733,167.20</b>	<b>5,582,288.46</b>	<b>6,307,867.77</b>

**12 OTHER NON-CURRENT ASSETS**

S. No	PARTICULARS	As at 31/03/2018	As at 31/03/2017	As at 01/04/2016
(a)	ADVANCE TO RELATED PARTIES	-	-	-
(b)	SECURITY DEPOSITS TO RELATED PARTIES	17,000,000.00	17000000.00	17000000.00
(c)	SECURITY DEPOSITS TO OTHERS	21500586.88	26700586.88	26864586.88
(d)	PREPAID EXPENSES	132917.00	-	25000.00
(e)	OTHER ADVANCE	-	-	-
	<b>TOTAL</b>	<b>38,633,503.88</b>	<b>43,700,586.88</b>	<b>43,889,586.88</b>

**13 INVENTORIES :** NIL

**14 TRADE RECEIVABLES:**  
(Unsecured unless otherwise stated)

S. No	PARTICULARS	As at 31/03/2018	As at 31/03/2017	As at 01/04/2016
(a)	Considered Good	30,710,568.44	25,961,914.07	45,936,198.68
(b)	Considered doubtful	-	-	-
(c)	Total Trade Receivable*	30,710,568.44	25,961,914.07	45,936,198.68
	Less: Allowance For Doubtful Debts	-	-	-
	<b>TOTAL</b>	<b>30,710,568.44</b>	<b>25,961,914.07</b>	<b>45,936,198.68</b>

\*Balances of Parties Account shown net (i.e. net of Debit & Credit) as in the opinion of management it is difficult to differential Parties as nature of account differs from day to day and therefore it has not bifurcated debtors for more than 1 year and whole amount has been shown in less than 1 year.

**15 CASH & CASH EQUIVALENTS :**

S. No	PARTICULARS	As at 31/03/2018	As at 31/03/2017	As at 01/04/2016
(a)	BALANCE WITH BANKS	-	-	-
	IN DEPOSITS ACCOUNTS	-	-	-
	IN CURRENT ACCOUNTS	3,729,936.40	7,851,513.79	125,278,817.95
(b)	CHEQUES,DRAFTS ON HAND	-	-	-
(c)	CASH ON HAND	27,889.00	21,609.00	2,016,820.00
	<b>TOTAL</b>	<b>3,757,825.40</b>	<b>7,873,122.79</b>	<b>127,295,637.95</b>

**16 OTHER BANK BALANCE**

S. No	PARTICULARS	As at 31/03/2018	As at 31/03/2017	As at 01/04/2016
-------	-------------	------------------	------------------	------------------





**RR EQUITY BROKERS PRIVATE LIMITED**  
NOTES ON FINANCIAL STATEMENTS FOR THE YEAR ENDED 31ST MARCH, 2018

(a)	Earmarked Balance DEPOSITS WITH ORIGINAL MATURITY FOR MORE THAN 3 MONTHS BUT LESS THAN 12 MONTHS	2,194,056.00	2,194,056.00	2,194,056.00
(b)	DEPOSITS WITH ORIGINAL MATURITY FOR MORE THAN 12 MONTHS	-	-	-
(c)	MARGIN MONEY	-	-	-
<b>TOTAL</b>		<b>2,194,056.00</b>	<b>2,194,056.00</b>	<b>2,194,056.00</b>

**17 LOANS**

S. No	PARTICULARS	As at 31/03/2018	As at 31/03/2017	As at 01/04/2016
(a)	<b>SECURITY DEPOSITS</b>			
	CONSIDERED GOOD	-	-	-
	CONSIDERED DOUBTFUL	-	-	-
	LESS: ALLOWANCE FOR DOUBTFUL	-	-	-
(b)	<b>LOANS TO RELATED PARTIES</b>	-	-	-
(c)	<b>LOANS TO EMPLOYEES</b>	-	-	-
(d)	<b>LOAN TO OTHERS</b>			
	CONSIDERED GOOD	-	-	-
	CONSIDERED DOUBTFUL	-	-	-
	LESS: ALLOWANCE FOR DOUBTFUL	-	-	-
<b>TOTAL</b>		<b>-</b>	<b>-</b>	<b>-</b>

**18 OTHER CURRENT FINANCIAL ASSETS**

S. No	PARTICULARS	As at 31/03/2018	As at 31/03/2017	As at 01/04/2016
(a)	INTEREST RECEIVABLE	-	-	-
(b)	SECURITY DEPOSITS	-	-	-
(c)	EMPLOYEE ADVANCES	-	-	-
(d)	ADVANCES TO RELATED PARTIES	4,921,500.00	939,490.00	8,703,284.00
(e)	CLAIMS	-	-	-
(f)	OTHERS	-	-	-
<b>TOTAL</b>		<b>4,921,500.00</b>	<b>939,490.00</b>	<b>8,703,284.00</b>

**19 OTHER CURRENT TAX ASSETS**

S. No	PARTICULARS	As at 31/03/2018	As at 31/03/2017	As at 01/04/2016
(a)	CURRENT YEARS TAXES RECOVERABLE(NET OF LIABILITY)	2,033.93	174,744.67	559,916.50
(b)	ADVANCE PAYMENT OF INCOME TAX	-	-	-
(c)	SERVICE TAX RECEIVABLE	1,786.00	-	-
(d)	IGST	-	-	-
(e)	INPUT CGST	434.61	-	-
(f)	INPUT IGST	3,902.24	-	-
(g)	INPUT SGST	434.61	-	-
<b>TOTAL</b>		<b>8,591.39</b>	<b>174,744.67</b>	<b>559,916.50</b>

**20 OTHER CURRENT ASSETS:**

S. No	PARTICULARS	As at 31/03/2018	As at 31/03/2017	As at 01/04/2016
(a)	PREPAID EXPENSES	-	-	-
(b)	ADVANCE TO PARTIES	104,734,114.03	111,256,424.21	2,224,486.47
(c)	ADVANCE OTHERS THAN CAPITAL ADVANCES	-	-	-
(d)	RECOVERABLE FROM GST	-	-	-
<b>TOTAL</b>		<b>104,734,114.03</b>	<b>111,256,424.21</b>	<b>2,224,486.47</b>

**21 SHARE CAPITAL:**

S. No	PARTICULARS	As at 31/03/2018	As at 31/03/2017	As at 01/04/2016
-------	-------------	------------------	------------------	------------------





**RR EQUITY BROKERS PRIVATE LIMITED**  
**NOTES ON FINANCIAL STATEMENTS FOR THE YEAR ENDED 31ST MARCH, 2018**

(a)	<b>(i) AUTHORISED:</b> 10,00,00,000 (LAST YEAR 10,00,00,000) EQUITY SHARES OF Rs.1/-EACH	100,00,000.00	100,00,000.00	100,00,000.00
(b)	<b>(ii) ISSUED, SUBSCRIBED &amp; PAID UP</b> SHARE AT THE BEGINNING OF THE ACCOUNTING PERIOD 10,00,00,000/- (Previous Year 10,00,00,000/-) EQUITY SHARE OF 1/-	100,00,000.00	100,00,000.00	100,00,000.00
<b>TOTAL</b>		<b>100,00,000.00</b>	<b>100,00,000.00</b>	<b>100,00,000.00</b>

**A. Reconciliation of equity shares outstanding at the beginning and at the end of the reporting period**

S. No	PARTICULARS	AS AT 31st MARCH 2018		AS AT 31st MARCH 2017	
		Number	Value	Number	Value
(a)	SHARE OUTSTANDING AT THE BEGINNING OF THE	100,00,000	100,00,000.00	100,00,000.00	100,00,000.00
(b)	ISSUED DURING THE YEAR	-	-	-	-
(c)	SHARE OUTSTANDING AT THE END OF THE PERIOD	100,00,000	100,00,000.00	100,00,000.00	100,00,000.00

B. The Group has only one class of equity shares having a par value of ₹1 per share. Each holder of equity share is entitled to one vote per share. The group declares and pays dividend in Indian rupees. In the event of liquidation of the company, the holders of equity shares will be entitled to receive the remaining assets of the company in proportion to the number of equity shares held


**C. Details of Shareholders holding more than 5% shares**

Name of Shareholder	AS AT MARCH 2018		AS AT MARCH 2017	
	No. of Share held	% of Holding	No. of Share held	% of Holding
RR FINANCIAL CONSULTANTS LTD.	100,00,000	100.00%	100,00,000	100.00%

**22 OTHER EQUITY:**

S. No	PARTICULARS	As at 31/03/2018	As at 31/03/2017	As at 01/04/2016
(a)	RESERVE AND SURPLUS	7,740,458.47	7,468,748.61	12,026,376.38
(b)	SECURITY PREMIUM ACCOUNT	-	-	-
(c)	GENERAL RESERVE	-	-	-
(d)	RETAINED EARNING	-	-	-
(e)	EQUITY INSTRUMENTS THROUGH OTHER INSTRUMENTS	-	-	-
(f)	OTHER RESERVES	-	-	-
<b>TOTAL OTHER EQUITY</b>		<b>7,740,458.47</b>	<b>7,468,748.61</b>	<b>12,026,376.38</b>

S. No	PARTICULARS	As at 31/03/2018	As at 31/03/2017	As at 01/04/2016
(a)	<b>GENERAL RESERVE</b> AT THE BEGINNING OF THE ACCOUNTING PERIOD	-	-	-
	ADDITIONS DURING THE YEAR	-	-	-
	AT THE END OF THE ACCOUNTING PERIOD	-	-	-
(b)	<b>SECURITIES PREMIUM ACCOUNT</b> AT THE BEGINNING OF THE ACCOUNTING PERIOD	-	-	-
	ADDITIONS DURING THE YEAR	-	-	-
	Less:- BONUS SHARES ISSUED	-	-	-
	AT THE END OF THE ACCOUNTING PERIOD	-	-	-
(c)	<b>SURPLUS</b> AT THE BEGINNING OF THE ACCOUNTING PERIOD	7,468,748.61	12,026,376.38	19,726,490.92
	ADDITIONS DURING THE YEAR	271,709.86	(4,557,627.77)	(7,700,114.54)
	(BALANCE IN STATEMENT OF PROFIT & LOSS A/C)			
	Less : ALLOCATIONS AND APPROPRIATIONS			





**RR EQUITY BROKERS PRIVATE LIMITED**  
**NOTES ON FINANCIAL STATEMENTS FOR THE YEAR ENDED 31ST MARCH, 2018**

	INTERIM DIVIDEND	-	-	-
	TAX ON DIVIDEND	-	-	-
	<b>AT THE END OF THE ACCOUNTING PERIOD</b>	<b>7,740,458.47</b>	<b>7,468,748.61</b>	<b>12,026,376.38</b>
(d)	<b><u>EQUITY THROUGH OTHER COMPREHENSIVE INCOME</u></b>			
	OPENING BALANCE			
	ADDITIONS/(DELETION) DURING THE YEAR			
	CLOSING BALANCE	-	-	-
	<b>GRAND TOTAL(A+B+C+D)</b>	<b>7,740,458.47</b>	<b>7,468,748.61</b>	<b>12,026,376.38</b>

**23 NON CURRENT LIABILITIES**  
**LONG TERM BORROWINGS**

S. No	PARTICULARS	As at 31/03/2018	As at 31/03/2017	As at 01/04/2016
(a)	<b><u>SECURED</u></b>			
	(a.) BONDS / DEBENTURES	-	-	-
	(b.) TERM LOANS			
	* Tata Capital Ltd.	-	9,525,680.00	26,113,590.00
	(c.) LOANS FROM RELATED PARTIES	-	-	-
	(d.) OTHER LOANS AND ADVANCE	-	-	-
		-	9,525,680.00	26,113,590.00
(b)	<b><u>UNSECURED</u></b>			
	(a.) BONDS / DEBENTURES	-	-	-
	(b.) TERM LOANS	-	-	-
	(c.) LOANS FROM RELATED PARTIES	-	-	-
	(d.) OTHER LOANS AND ADVANCE	-	-	-
		-	-	-
	<b>TOTAL</b>	<b>-</b>	<b>9,525,680.00</b>	<b>26,113,590.00</b>

\* Term Loan from Tata Capital Financial Services Limited is secured against the properties of the companies owned by the one of the director of holding company.

**24 NON CURRENT TRADE PAYABLES**


S. No	PARTICULARS	As at 31/03/2018	As at 31/03/2017	As at 01/04/2016
(a)	SUNDRY CREDITORS	-	-	-
(b)	DUE TO SUBSIDIARIES	-	-	-
(c)	DUE TO OTHERS	-	-	-
	<b>TOTAL</b>	<b>-</b>	<b>-</b>	<b>-</b>

**25 OTHER NON CURRENT FINANCIAL LIABILITIES**

S. No	PARTICULARS	As at 31/03/2018	As at 31/03/2017	As at 01/04/2016
(a)	DEPOSITS	-	-	-
(b)	SECURITY DEPOSITS FROM RELATED PARTIES	-	-	-
	<b>TOTAL</b>	<b>-</b>	<b>-</b>	<b>-</b>

**26 DEFERRED TAX LIABILITIES (NET)**

S. No	PARTICULARS	As at 31/03/2018	As at 31/03/2017	As at 01/04/2016
(a)	DEFERRED TAX LIABILITIES	113,030.00	179,428.00	293,950.00
	<b>TOTAL</b>	<b>113,030.00</b>	<b>179,428.00</b>	<b>293,950.00</b>





**RR EQUITY BROKERS PRIVATE LIMITED**  
**NOTES ON FINANCIAL STATEMENTS FOR THE YEAR ENDED 31ST MARCH, 2018**

**27 LONG-TERM PROVISIONS:**

S. No	PARTICULARS	As at 31/03/2018	As at 31/03/2017	As at 01/04/2016
(a)	PROVISIONS FOR EMPLOYEE BENEFITS	-	-	-
(b)	OTHERS	-	-	-
	<b>TOTAL</b>	-	-	-

**28 OTHER NON CURRENT LIABILITIES**

S. No	PARTICULARS	As at 31/03/2018	As at 31/03/2017	As at 01/04/2016
(a)	ADVANCES FROM SUBSIDIARY	-	-	-
(b)	ADVANCES FROM OTHERS	-	-	-
(c)	OTHERS	-	-	-
	<b>TOTAL</b>	-	-	-

**29 BORROWINGS**

S. No	PARTICULARS	As at 31/03/2018	As at 31/03/2017	As at 01/04/2016
(a)	<b>SECURED</b>			
	(a) BONDS / DEBENTURES	-		-
	(b) TERM LOANS			
	* CORPORATION BANK	40,026,155.50	40,473,529.00	40,484,653.00
	** DCB BANK LTD. (04641600000198)	45,454,388.93	50,571,941.93	42,078,479.43
	(c) LOANS FROM RELATED PARTIES			
	(d) OTHER LOANS	-		-
		<b>85,480,544.43</b>	<b>91,045,470.93</b>	<b>82,563,132.43</b>
(b)	<b>UNSECURED</b>			
	(a) BONDS / DEBENTURES	-	-	-
	(b) TERM LOANS	-	-	-
	(c) LOANS FROM RELATED PARTIES	787,790.82	-	-
	(d) OTHER LOANS	-	-	-
		<b>787,790.82</b>	-	-
	<b>TOTAL</b>	<b>86,268,335.25</b>	<b>91,045,470.93</b>	<b>82,563,132.43</b>

\* Corporation Bank OD (Secured against mortgage / charge on two Properties owned by group companies and further secured by Guarantee of the holding company and personal Guarantee of a Director)

\*\* DCB Bank OD (Secured against mortgage / charge on Properties owned by one of the Director of the Holding Company and further secured by Guarantee of the holding company and personal Guarantee of a Director)

**30 TRADE PAYABLES**

S. No	PARTICULARS	As at 31/03/2018	As at 31/03/2017	As at 01/04/2016
(a)	SUNDRY CREDITORS*	-	-	-
(b)	DUE TO SUBSIDIARIES	-	-	-
(c)	DUE TO OTHERS	-	-	-
	<b>TOTAL</b>	-	-	-

\*Balances of Parties Account shown net (i.e. net of Debit & Credit) as in the opinion of management it is difficult to differential Parties as nature of account differs from day to day and therefore it has not bifurcated debtors for more than 1 year and whole amount has been shown in less than 1 year.

**31 OTHER FINANCIAL LIABILITIES**

S. No	PARTICULARS	As at 31/03/2018	As at 31/03/2017	As at 01/04/2016
(a)	SECURITY			
(b)	DEPOSITS	2,328,064.51	4,527,250.03	8,658,908.89
(c)	OTHER LIABILITIES ( INCLUDING CREDITORS FOR EXPENSES AND OTHERS)	-		-
	<b>TOTAL</b>	<b>2,328,064.51</b>	<b>4,527,250.03</b>	<b>8,658,908.89</b>





**RR EQUITY BROKERS PRIVATE LIMITED**  
**NOTES ON FINANCIAL STATEMENTS FOR THE YEAR ENDED 31ST MARCH, 2018**

**32 OTHER CURRENT LIABILITIES**

S. No	PARTICULARS	As at 31/03/2018	As at 31/03/2017	As at 01/04/2016
(a)	REVENUE IN ADVANCE	-	-	-
(b)	OTHER ADVANCE	-	-	-
(c)	STATUTORY LIABILITIES	-	-	-
(d)	OTHER LIABILITIES PAYABLE	6,689,038.56	180,432.82	21,109,743.29
	<b>TOTAL</b>	<b>6,689,038.56</b>	<b>180,432.82</b>	<b>21,109,743.29</b>

**33 CURRENT PROVISIONS**

S. No	PARTICULARS	As at 31/03/2018	As at 31/03/2017	As at 01/04/2016
(a)	PROVISIONS FOR EMPLOYEE BENEFITS	-	-	-
(b)	LIABILITIES OF EXPENSES FOR EXPENSES PROVISION	-	-	-
(c)	PROVISION FOR CURRENT YEAR TAX	-	-	-
	<b>TOTAL</b>	<b>-</b>	<b>-</b>	<b>-</b>

**34 CURRENT TAX LIABILITIES**

S. No	PARTICULARS	As at 31/03/2018	As at 31/03/2017	As at 01/04/2016
(a)	CURRENT TAX LIABILITIES	794,212.50	397,929.00	2,448,748.41
	<b>TOTAL</b>	<b>794,212.50</b>	<b>397,929.00</b>	<b>2,448,748.41</b>







**RR EQUITY BROKERS PRIVATE LIMITED**  
**NOTES ON FINANCIAL STATEMENTS FOR THE YEAR ENDED 31ST MARCH, 2018**

<b>35</b>	<b>REVENUE FROM OPERATIONS</b>		
	BROKERAGE	13,865,353.96	20,877,474.83
	BROKERAGE (MUTUAL FUND)	-	-
	SALE OF SHARES / DEBENTURES / SECURITIES	-	-
	OTHER OPERATING REVENUES	763,905.88	843,517.10
	INCOME FROM SECURITIES TRADING (NET)	4819332.49	5,856,833.69
	<b>NET REVENUE FROM OPERATIONS</b>	<b>19,448,592.33</b>	<b>27,577,825.62</b>

\* *Note:- Income from securities trading net of (after reducing value of purchase Rs.175448965 and value of opening stock Rs. Nil from value of sale Rs.180268298 and value closing stock Rs. Nil and previous year Income from securities trading net of (after reducing value of purchase Rs.205989337 and value of opening stock Rs.Nil from value of sale Rs.211846170 and value closing stock Rs. Nil.*

<b>36</b>	<b>OTHER INCOME:</b>		
	INTEREST INCOME	450,203.03	563,459.37
	DIVIDEND INCOME	-	-
	NET GAIN/LOSS ON SALE OF INVESTMENT	-	-
	OTHER OPERATING INCOME	68,511.16	55,114.58
		<b>518,714.19</b>	<b>618,573.95</b>

<b>37</b>	<b>EMPLOYEE BENEFITS EXPENSE</b>		
	SALARY AND WAGES	3,188,685.00	1,575,725.00
	DIRECTOR'S REMUNERATIONS	-	-
	CONTRIBUTION TO PROVIDENT FUND & ESI	290,501.00	299,575.00
	ARREAR PROVIDEND FUND & ESI	-	-
	OTHER EXPENSES	-	-
	WORKERS AND STAFF WELFARE	-	16,762.00
	BONUS	216900	72,955.00
		<b>3,696,086.00</b>	<b>1,965,017.00</b>

<b>38</b>	<b>FINANCIAL COSTS:</b>		
	INTEREST EXPENSES	-	-
	INTEREST TO BANK	8987164	10,076,543.52
	INTEREST ON LOAN	355993	644,388.00
	INTEREST TO DEPOSITORS	-	-
	INTEREST TO BANK ON VEHICLE LOAN	-	-
	INTEREST ON TDS & OTHER TAXES	10429	123,852.00
	OTHER BORROWING COSTS	-	-
	APPLICABLE NET GAIN/LOSS ON FOREIGN	-	-
	CURRENCY TRANSACTIONS AND TRANSLATIONS	-	-
		<b>9,353,586.00</b>	<b>10,844,783.52</b>

<b>39</b>	<b>DEPRECIATION AND AMORTIZATION EXPENSES:</b>		
	DEPRECIATION	402499.36	461,102.84
	PRELIMINARY & PRE-OPERATIVE EXP.WRITTEN OFF	0	25,000.00
		<b>402,499.36</b>	<b>486,102.84</b>





**RR EQUITY BROKERS PRIVATE LIMITED**  
**NOTES ON FINANCIAL STATEMENTS FOR THE YEAR ENDED 31ST MARCH, 2018**

**40 OTHER EXPENSES:**

**ADMINISTRATIVE EXPENSE**

ADVERTISEMENT EXPENSES	25,092.00	-
BANK CHARGES	668,596.00	709,590.58
CONFERENCE EXPENSES	-	-
CONVEYANCE	15563	356,115.00
DEMAT CHARGES	344,177.96	154,084.00
BUSINESS PROMOTION EXPENSES	-	-
DR./CR. W/O	(6,217.73)	20,924.21
ELECTRICITY EXPENSES	16669	113,631.00
ENTERTAINMENT EXPENSES	-	-
FESTIVAL CELEBRATION EXPENSES	-	35,000.00
FEES & TAXES	333,984.13	151,894.30
GENERAL EXPENSES	90,893.12	251,278.71
INSURANCE	-	21,440.00
LEGAL & PROFESSIONAL EXPENSES	29000	50,000.00
NEWS PAPER & PERIODICALS	-	40,000.00
PENALTIES	240,581.00	332,683.00
POSTAGE & COURIER EXPENSES	19,008.00	180,847.00
PRINTING & STATIONERY	31940	104,950.00
PROFESSIONAL CHARGES	-	-
RENT PAID	-	-
REPAIR & MAINTENANCE	12000.00	438,085.00
SERVICE TAX DEMAND FOR THE PERIOD FROM 2010 - 2014	-	-
SUB-BROKERAGE / COMMISSION & INCENTIVES	3,849,897.07	15,297,922.61
SUBSCRIPTION/MEMBERSHIP FEES	13,000.00	13,000.00
TRANSACTION CHARGES PAID	164837.93	147,869.57
EXCHANGE CLEARING CHARGES	0	-
TELEPHONE EXPENSES	197,135.82	408,709.00
PAYMENT TO AUDITORS	5,500.00	5,500.00
TRAVELLING EXPENSES	-	297,294.00
VEHICLE RUNNING AND MAINTENANCE EXPENSES	-	-
VSAT & LEASELINE CHARGES	211,666.00	281,733.00

**GRAND TOTAL**

6,263,323.30

19,412,550.98

**41 PAYMENTS TO AUDITORS**

**PARTICULARS**

STATUTORY AUDIT FEES	5,500.00	5,500.00
	<u><u>5,500.00</u></u>	<u><u>5,500.00</u></u>

**42 EARNINGS PER SHARES**

Net Profit / (Loss) after tax as per Statement of Profit and Loss attributable to Equity Shareholders ( ` )	271,709.86	(4,557,627.77)
Weighted Average number of Equity Shares used as denominator for calculating EPS	100,000,000.00	100,000,000.00
Basic and Diluted Earnings per Share ( ` )	0.003	(0.046)
Face Value per Equity Share ( ` )	1.00	1.00





**RR EQUITY BROKERS PRIVATE LIMITED**  
**NOTES ON FINANCIAL STATEMENTS FOR THE YEAR ENDED 31ST MARCH, 2018**

**43 RELATED PARTY DISCLOSURE**

As per Ind AS 24, the disclosures of transactions with the related parties given below:

**List of Related Parties (as identified and certified by the Management)**

**Parties where control exists**

Name of the Related Parties	
RR Financial Consultants Limited	Holding Co.
RR Investor Securities Trading Pvt. Ltd.	Associate Co.
Arix Consultants Pvt. Ltd.	Associate Co.
RR Investor Capital Services Pvt. Ltd.	Associate Co.
RR Fincap Pvt. Ltd.	Associate Co.
RR Infra Estates Pvt. Ltd.	Associate Co.
RR Insurance Broker Pvt. Ltd.	Associate Co.
Lakshmi Narayan Infra Estates Pvt. Ltd .	Associate Co.
Priya Darshan Real Estate Pvt. Ltd.	Associate Co.
RR Commodity Broker Pvt. Ltd.	Associate Co.
RR Information & Investment Research Pvt. Ltd.	Associate Co.
RR Investor Distribution Company Pvt. Ltd.	Associate Co.
RR Investors Retail Services Pvt. Ltd.	Associate Co.
RR IT Solution Pvt. Ltd.	Associate Co.
RR Land Estate Pvt. Ltd.	Associate Co.

Key Management Personal	
PAWAN GUPTA	Director
TAPASHANKAR DASGUPTA	Director
RAJESH SHARMA	Director
FARHA NAAZ(CS)	Key Managerial Personnel
ADITYA CHANDRA (ID)	Director
GAUTAM SAHA (ID)	Director

**Transaction during the year with related parties**

Nature of Transaction	(' in Lakhs)			
	31st March, 2018		31st March, 2017	
	Holding Co.	Associate Co.s	Holding Co.	Associate Co.s
Amount Due from us as at	Nil	7.88	Nil	Nil
Amount Due to us as at	Nil	49.22	3.84	Nil
Sales of Services/Allocation of Exp.	Nil	1525.67	Nil	1804.96
Purchase of Services/Reimbursement of Exp.	Nil	20.18	Nil	1055.43
Interest Received	Nil	Nil	Nil	15.38
Security Deposit Paid	Nil	170.00	Nil	170.00

**Remuneration of Director**

Director Remuneration paid Nil

**44 Contingent Liabilities and Commitments**

(to be extent not provided for)

Contingent liabilities shall be classified as:

(a) Claims against the company not acknowledged as debts;	20.35 lacs
(b) Guarantees;	
On account of guarantee given by the company's bankers to stock exchanges	21.5 lacs
(c) Other money for which the company is contingently liable	Nil

Commitments shall be classified as:

(a) Estimated amount of contracts remaining to be executed on capital account and not provided for;	Nil
---	-----





**RR EQUITY BROKERS PRIVATE LIMITED**  
**NOTES ON FINANCIAL STATEMENTS FOR THE YEAR ENDED 31ST MARCH, 2018**

(b) Uncalled liability on shares and other investments partly paid;	Nil
(c) Other commitments (specify nature)	Nil

**45 INCOME TAX EXPENSES**

	2017-18	2016-17
(a) Income tax expenses		
<b>Current Tax:</b>		
Current income tax for the year	46,500.00	-
Adjustments for current tax of prior periods	-	160,095.00
<b>(A)</b>	<b>46,500.00</b>	<b>160,095.00</b>
<b>Deferred Tax</b>		
Decrease/(increase) in deferred tax asset	(66,398.00)	(114,522.00)
(Decrease)/increase in deferred tax liabilities	-	-
Unused tax(credit)[Mat credit entitlement]	-	-
Unused tax(credit)/reversal[Mat credit entitlement] of prior periods	-	-
<b>(B)</b>	<b>(66,398.00)</b>	<b>(114,522.00)</b>
<b>(A)+(B)</b>	<b>(19,898.00)</b>	<b>45,573.00</b>

**(b) Reconciliation of tax expenses and the accounting profit multiplied by India domestic tax rate for March 2018**

	2017-18	2016-17
Accounting Profit Before Income tax expenses	251,811.86	(4,512,054.77)
Tax at Indian tax rate of 19.055% (Company paid tax)	46,500.00	-
<b>Tax effect of :</b>		
Non Deduction tax expenses		
Tax effects of amounts which are not deductible in calculating taxable income		
Dividend Income	-	-
Capital Receipt	-	-
Other items	-	-
Tax relating to earlier years	-	160,095.00
Deferred tax assets	(66,398.00)	(114,522.00)
MAT Credit Entitlement	-	-
Income tax Expenses	(19,898.00)	45,573.00

**46 FINANCIAL INSTRUMENT**

The significant accounting policies, including the criteria for recognition, the basis of measurement and the basis on which income and expenses are recognized, in respect of each class of financial asset, financial liability and equity instrument are disclosed in note 2(l) to the financial statements.

**(a) Financial Assets & Liabilities**

The carrying value of financial instruments by categories as at March 31, 2018 is as follows

Particulars	₹ in Lakhs			
	Fair value through profit & loss	Fair value through OCI	Amortised Cost	Total Carrying Value
<b>Financial Assets</b>				
Cash and cash equivalents	-	-	37.58	37.58
Bank deposits	-	-	-	-
Earmarked balances with banks	-	-	21.94	21.94
Investments	-	-	133.78	133.78
Trade receivables	-	-	307.11	307.11





**RR EQUITY BROKERS PRIVATE LIMITED**  
**NOTES ON FINANCIAL STATEMENTS FOR THE YEAR ENDED 31ST MARCH, 2018**

Loans	-	-	-	-
Inventories	-	-	-	-
Other financial assets	-	-	49.22	49.22
<b>Total</b>	-	-	<b>549.62</b>	<b>549.62</b>
<b>Financial liabilities</b>				
Trade payables	-	-	-	-
Borrowings	-	-	862.68	862.68
Other financial liabilities	-	-	23.28	23.28
<b>Total</b>			<b>885.96</b>	<b>885.96</b>

The carrying value of financial instruments by categories as at March 31, 2017 is as follows

₹ in Lakhs

Particulars	Fair value through profit & loss	Fair value through OCI	Amortised Cost	Total Carrying Value
<b>Financial Assets</b>				
Cash and cash equivalents	-	-	78.73	78.73
Bank deposits	-	-	-	-
Earmarked balances with banks	-	-	21.94	21.94
Investments	-	-	133.78	133.78
Trade receivables	-	-	259.62	259.62
Loans	-	-	-	-
Inventories	-	-	-	-
Other financial assets	-	-	9.39	9.39
<b>Total</b>	-	-	<b>503.47</b>	<b>503.47</b>
<b>Financial liabilities</b>				
Trade payables	-	-	-	-
Borrowings	-	-	1,005.71	1,005.71
Other financial liabilities	-	-	45.27	45.27
<b>Total</b>			<b>1,050.98</b>	<b>1,050.98</b>

The carrying value of financial instruments by categories as at March 31, 2016 is as follows

₹ in Lakhs

Particulars	Fair value through profit & loss	Fair value through OCI	Amortised Cost	Total Carrying Value
<b>Financial Assets</b>				
Cash and cash equivalents	-	-	1,272.96	1,272.96
Bank deposits	-	-	-	-
Earmarked balances with banks	-	-	21.94	21.94
Investments	-	-	133.78	133.78
Trade receivables	-	-	459.36	459.36
Loans	-	-	-	-
Inventories	-	-	-	-
Other financial assets	-	-	87.03	87.03
<b>Total</b>	-	-	<b>1,975.07</b>	<b>1,975.07</b>
<b>Financial liabilities</b>				
Trade payables	-	-	-	-
Borrowings	-	-	1,086.77	1,086.77
Other financial liabilities	-	-	86.59	86.59
<b>Total</b>			<b>1,173.36</b>	<b>1,173.36</b>

**Fair value Hierarchy**

**Level 1** - Quoted prices (unadjusted) in active markets for identical assets or liabilities that the entity can access at the measurement date.

**Level 2** - Inputs other than quoted prices included within Level 1 that are observable for the assets or liability, either directly (i.e. as prices) or indirectly (i.e. derived from prices).

**Level 3** - Inputs for the assets and liabilities that are not based on observable market data (unobservable inputs).





**RR EQUITY BROKERS PRIVATE LIMITED**  
**NOTES ON FINANCIAL STATEMENTS FOR THE YEAR ENDED 31ST MARCH, 2018**

The following table provides the fair value measurement hierarchy of the company's assets and liabilities are measured at fair value in balance sheet.

(₹ lakhs)

PARTICULARS	*FAIR VALUE HEIRARCHY AS MARCH 31,2018		
	Level 1	Level 2	Level 3
Investment in quoted equity instruments	-	-	-
Investment in unquoted equity instruments	-	-	-
Unquoted Debenture	-	-	-
Quoted Debenture/Securities	-	-	-
<b>TOTAL</b>			

(₹ lakhs)

PARTICULARS	*FAIR VALUE HEIRARCHY AS MARCH 31,2017		
	Level 1	Level 2	Level 3
Investment in quoted equity instruments	-	-	-
Investment in unquoted equity instruments	-	-	-
Unquoted Debenture	-	-	-
Quoted Debenture/Securities	-	-	-
<b>TOTAL</b>			

(₹ lakhs)

PARTICULARS	* FAIR VALUE HEIRARCHY AS MARCH 31,2016		
	Level 1	Level 2	Level 3
Investment in quoted equity instruments	-	-	-
Investment in unquoted equity instruments	-	-	-
Unquoted Debenture	-	-	-
Quoted Debenture/Securities	-	-	-
<b>TOTAL</b>			

\*The fair value of financial instruments have been calculated in reference to the intermediate market rate of the stocks available.

**FINANCIAL RISK MANAGEMENT OBJECTIVES AND POLICIES**

The company's principal financial liabilities, comprise of loans and borrowing, trade and other payables. The main purpose of these financial liabilities is to finance the company operations. The company financial assets include loans, trade and other receivables, cash and cash equivalents that derive directly from its operations.

The company is exposed to market risk, interest rate risk, credit risk and liquidity risk. The company's senior management oversees the management of these risks.

**Market risk**

Market risk is the risk that the fair value or future cash flows of a financial instrument will fluctuate due to changes in market prices. Such changes in the value of financial instruments may results from changes in the interest rate risk, credit, liquidity and other market changes.


**Interest rate risk**

Interest rate risk is the risk that the fair value or future cash flow of financial instruments will fluctuate because of changes in market interest rates.

**Credit risk:**

Credit risk is the risk that counterparty will not meet its obligations under a financial instruments or customer contracts, leading to a financial loss. The company is exposed to credit risk from its operating activities(primarily trade receivable) and from its investing activities and financial institutions and other financial instruments.

**Liquidity risk:**





**RR EQUITY BROKERS PRIVATE LIMITED**  
**NOTES ON FINANCIAL STATEMENTS FOR THE YEAR ENDED 31ST MARCH, 2018**

Liquidity risk is the risk that an entity will have difficulties in paying its financial liabilities. The objective of liquidity risk management is to maintain sufficient liquidity and ensure that funds are available for use as per requirements.



**47 RECONCILIATION BETWEEN PREVIOUS GAAP AND IND AS**

i) Reconciliation of total equity as at 31.03.2017 and 01.04.2016

( ₹ in Lakhs)

PARTICULARS	As at 31.03.2017	As at 01.04.2016
Total equity (shareholder's funds) as per previous GAAP	-	-
Adjustments:		
Valuation of inventory at Fair Value	-	-
Tax Adjustments	-	-
Total Equity as per Ind AS	-	-

ii) Reconciliation of total comprehensive income for the year ended 31.03.2017

( ₹ in Lakhs)

	2017
Profit after tax as per previous GAAP	-
Adjustments :	
Net profit under Ind AS	-
Other Comprehensive Income(net of tax)	-
i. Items that will not be reclassified to profit and loss	-
Total comprehensive income as per Ind AS	-

iii) Reconciliation of statement of cash flow

There are no material adjustments to the statements of cash flows as reported under the previous GAAP.

**48 TRANSITION TO IND AS**

These are the company first financial statements prepared in accordance with Ind AS. The company has adopted all the Ind AS and the adoption was carried out in accordance with Ind AS 101 First time adoption of Indian accounting standards. The transition was carried out from Generally Accepted Accounting principles in India (Indian GAAP) as prescribed under section 133 of the act, read with rule 7 of the companies (Accounts) Rules, 2014 which was the previous GAAP.

**1. Explanation of transition to Ind AS**

In preparing the financial statements, the company has applied the below mentioned optional exemptions and mandatory exceptions.

**(a) Business combination exemption**

The company has elected to apply the requirements of Ind AS 103 "Business Combinations" prospectively to business combinations on or after the date of transition (1st April 2016). Pursuant to the exemption, goodwill arising from business combination has been stated at the carrying amount under previous GAAP.

**(b) Property, plant and equipments and intangible assets**


The company has elected to use the exemption available under Ind AS 101 to continue the carrying value for all of its property, plant and equipments, investment properties and intangible assets as recognised in the financial statements as at the date of transition to Ind AS, measured as per the previous GAAP and use that as its deemed cost as at the date of transition (1st April 2016).

**(c) Investment in equity shares other than Subsidiaries, Joint Ventures and Associates**

The company has designated its investments in equity shares other than Subsidiaries, Joint Ventures and Associates held as at 1st April 2016 as fair value through other comprehensive income based on the facts and circumstances at the date of transition to Ind AS.

**(d) Investment In Subsidiaries, Joint Ventures and Associates**

The company has elected to use the exemption to measure all investments in subsidiaries, joint Ventures and Associates as recognised in the financial statements as at the date of transition to Ind AS, measured as per previous GAAP and use that as its deemed cost as at the date of transition (1st April 2016).





RECONCILIATION OF BALANCE SHEET AS ON 1 APRIL 2016 ( DATE OF TRANSITION TO IND-AS)

(₹ lakhs)


Particulars	Foot Note	Previous GAAP	Adjustments	Ind AS
<b>ASSETS</b>				
<b>NON-CURRENT ASSETS</b>				
(a) PROPERTY PLANT AND EQUIPMENTS		2713807.60	-	2,713,807.60
(b) CAPITAL WORK IN PROGRESS		-	-	-
(c) INTANGIBLE ASSETS		11,607.55	-	11,607.55
(d) GOODWILL		-	-	-
(d) FINANCIAL ASSETS		-	-	-
(i) INVESTMENTS		13378000.00	-	13,378,000.00
(ii) LOANS	1	43864586.88	43,864,586.88	-
(iii) TRADE RECEIVABLE		-	-	-
(iv) OTHER FINANCIAL ASSETS		-	-	-
(e) DEFERRED TAX ASSETS (NET)		-	-	-
(f) OTHER NON CURRENT TAX ASSETS(NET)	1	-	(6,307,867.77)	6,307,867.77
(g) OTHER NON-CURRENT ASSETS	1	25,000.00	(43,864,586.88)	43,889,586.88
<b>TOTAL NON CURRENT ASSETS (i)</b>		<b>59993002.03</b>	<b>-6307867.77</b>	<b>66,300,869.80</b>
<b>CURRENT ASSETS</b>				
(a) INVENTORIES		-	-	-
(b) FINANCIAL ASSETS		-	-	-
(i) INVESTMENTS		-	-	-
(ii) TRADE RECEIVABLE	1	45936198.68	-	45,936,198.68
(iii) CASH AND CASH EQUIVALENTS	1	129489693.95	2,194,056.00	127,295,637.95
(iv) BANK BALANCE OTHER THAN (iii) ABOVE	1	-	(2,194,056.00)	2,194,056.00
(v) LOANS	1	17,795,554.74	17,795,554.74	-
(vi) OTHER FINANCIAL ASSETS	1	-	(8,703,284.00)	8,703,284.00
(c) CURRENT TAX ASSETS(NET)	1	-	(559,916.50)	559,916.50
(d) OTHER CURRENT ASSETS	1	-	(2,224,486.47)	2,224,486.47
<b>TOTAL CURRENT ASSETS(ii)</b>		<b>193221447.37</b>	<b>6,307,867.77</b>	<b>186,913,579.60</b>
<b>TOTAL ASSETS (i+ii)</b>		<b>253214449.40</b>	<b>-</b>	<b>253,214,449.40</b>
<b>EQUITY AND LIABILITIES</b>				
<b>EQUITY</b>				
(a) EQUITY SHARE CAPITAL		100000000.00	-	100,000,000.00
(b) OTHER EQUITY		12026376.38	-	12,026,376.38
<b>TOTAL EQUITY (i)</b>		<b>112026376.38</b>	<b>-</b>	<b>112,026,376.38</b>
<b>LIABILITIES</b>				
<b>NON-CURRENT LIABILITIES</b>				
<b>(a) FINANCIAL LIABILITIES</b>				
(i) LONG TERM BORROWINGS		26113590.00	-	26,113,590.00
(ii) TRADE PAYABLES		-	-	-
(iii) OTHER FINANCIAL LIABILITIES		-	-	-
(b) DEFERRED TAX LIABILITIES (NET)		293,950.00	-	293,950.00
(c) PROVISIONS		-	-	-
(d) OTHER NON CURRENT LIABILITIES		-	-	-
<b>TOTAL NON CURRENT LIABILITIES (ii)</b>		<b>26407540.00</b>	<b>-</b>	<b>26,407,540.00</b>
<b>CURRENT LIABILITIES</b>				
<b>(a) FINANCIAL LIABILITIES</b>				
(i) BORROWINGS		82,563,132.43	-	82,563,132.43
(ii) TRADE PAYABLES		-	-	-
(iii) OTHER FINANCIAL LIABILITIES	1	-	(8,658,908.89)	8,658,908.89
(b) OTHER CURRENT LIABILITIES	1	32,217,400.59	11,107,657.30	21,109,743.29
(c) PROVISIONS		-	-	-
(d) CURRENT TAX LIABILITIES	1	-	(2,448,748.41)	2,448,748.41
<b>TOTAL CURRENT LIABILITIES(iii)</b>		<b>114780533.02</b>	<b>-</b>	<b>114,780,533.02</b>
<b>TOTAL EQUITY AND LIABILITIES(i+ii+iii)</b>		<b>253214449.40</b>	<b>-</b>	<b>253,214,449.40</b>



**RECONCILIATION OF BALANCE SHEET AS ON 31 MARCH 2017**

(₹ lakhs)

Particulars	Foot Note	Previous GAAP	Adjustments	Ind AS
<b>ASSETS</b>				
<b>NON-CURRENT ASSETS</b>				
(a) PROPERTY PLANT AND EQUIPMENTS		2,252,704.76	-	2,252,704.76
(b) CAPITAL WORK IN PROGRESS		-	-	-
(c) INTANGIBLE ASSETS		11,607.55	-	11,607.55
(d) GOODWILL		-	-	-
(d) FINANCIAL ASSETS				
(i) INVESTMENTS		13,378,000.00	-	13,378,000.00
(ii) LOANS	1	43,700,586.88	43,700,586.88	-
(ii) TRADE RECEIVABLE		-	-	-
(iv) OTHER FINANCIAL ASSETS		-	-	-
(e) DEFERRED TAX ASSETS (NET)		-	-	-
(f) OTHER NON CURRENT TAX ASSETS(NET)	1	-	(5,582,288.46)	5,582,288.46
(g) OTHER NON-CURRENT ASSETS	1	-	(43,700,586.88)	43,700,586.88
<b>TOTAL NON CURRENT ASSETS (i)</b>		<b>59,342,899.19</b>	<b>(5,582,288.46)</b>	<b>64,925,187.65</b>
<b>CURRENT ASSETS</b>				
(a) INVENTORIES		-	-	-
(b) FINANCIAL ASSETS				
(i) INVESTMENTS		-	-	-
(ii) TRADE RECEIVABLE		25,961,914.07	-	25,961,914.07
(iii) CASH AND CASH EQUIVALENTS	1	10,067,178.79	2,194,056.00	7,873,122.79
(iv) BANK BALANCE OTHER THAN (iii) ABOVE	1	-	(2,194,056.00)	2,194,056.00
(v) LOANS		-	-	-
(vi) OTHER FINANCIAL ASSETS	1	117,952,947.34	117,013,457.34	939,490.00
(c) CURRENT TAX ASSETS(NET)	1	-	(174,744.67)	174,744.67
(d) OTHER CURRENT ASSETS	1	-	(111,256,424.21)	111,256,424.21
<b>TOTAL CURRENT ASSETS(ii)</b>		<b>153,982,040.20</b>	<b>5,682,288.46</b>	<b>148,399,751.74</b>
<b>TOTAL ASSETS (i+ii)</b>		<b>213,324,939.39</b>	<b>(0.00)</b>	<b>213,324,939.39</b>
<b>EQUITY AND LIABILITIES</b>				
<b>EQUITY</b>				
(a) EQUITY SHARE CAPITAL		100,000,000.00	-	100,000,000.00
(b) OTHER EQUITY		7,468,748.61	-	7,468,748.61
<b>TOTAL EQUITY (i)</b>		<b>107,468,748.61</b>	<b>-</b>	<b>107,468,748.61</b>
<b>LIABILITIES</b>				
<b>NON-CURRENT LIABILITIES</b>				
<b>(a) FINANCIAL LIABILITIES</b>				
(i) BORROWINGS		9,525,680.00	-	9,525,680.00
(ii) TRADE PAYABLES		-	-	-
(iii) OTHER FINANCIAL LIABILITIES		-	-	-
(b) DEFERRED TAX LIABILITIES (NET)		179,428.00	-	179,428.00
(c) PROVISIONS		-	-	-
(d) OTHER NON CURRENT LIABILITIES		-	-	-
<b>TOTAL NON CURRENT LIABILITIES (ii)</b>		<b>9,705,108.00</b>	<b>-</b>	<b>9,705,108.00</b>
<b>CURRENT LIABILITIES</b>				
<b>(a) FINANCIAL LIABILITIES</b>				
(i) BORROWINGS		91,045,470.93	-	91,045,470.93
(ii) TRADE PAYABLES		-	-	-
(iii) OTHER FINANCIAL LIABILITIES	1	-	(4,527,250.03)	4,527,250.03
(b) OTHER CURRENT LIABILITIES	1	5,105,611.85	4,925,179.03	180,432.82
(c) PROVISIONS		-	-	-
(d) CURRENT TAX LIABILITIES	1	-	(397,929.00)	397,929.00
<b>TOTAL CURRENT LIABILITIES(iii)</b>		<b>96,151,082.78</b>	<b>-</b>	<b>96,151,082.78</b>
<b>TOTAL EQUITY AND LIABILITIES(i+ii+iii)</b>		<b>213,324,939.39</b>	<b>-</b>	<b>213,324,939.39</b>



**RECONCILIATION OF PROFIT OR LOSS FOR THE YEAR ENDED 31 MARCH 2017**

(₹ lakhs)

Particulars	Foot Note	Previous GAAP	Adjustments	Ind AS
<b>REVENUE FROM OPERATIONS</b>				
I. REVENUE FROM OPERATIONS		27,577,825.62	-	27,577,825.62
II. OTHER INCOME		618,573.95	-	618,573.95
III. TOTAL REVENUE (I+II)		28,196,399.57	-	28,196,399.57
<b>IV. EXPENSES:</b>				
a) EMPLOYEE BENEFITS EXPENSES		1,965,017.00	-	1,965,017.00
b) FINANCE COSTS		10,844,783.52	-	10,844,783.52
c) DEPRECIATION AND AMORTIZATION EXPENSE		486,102.84	-	486,102.84
d) OTHER EXPENSES		19,412,550.98	-	19,412,550.98
TOTAL EXPENSES		32,708,454.34	-	32,708,454.34
V. PROFIT BEFORE EXCEPTIONAL ITEMS & TAXES (III-IV)		(4,512,054.77)	-	(4,512,054.77)
VI. EXCEPTIONAL ITEMS		-	-	-
VII. PROFIT BEFORE TAX (V-VI)		(4,512,054.77)	-	(4,512,054.77)
VIII. TAX EXPENSE				
CURRENT TAX				
EARLIAR YEARS TAX		160,095.00		160,095.00
DEFERRED TAX		(114,522.00)		(114,522.00)
IX. PROFIT (LOSS) FOR THE PERIOD (VII-VIII)		(4,557,627.77)		(4,557,627.77)
X. OTHER COMPREHENSIVE INCOME				
Items that will not be reclassified to profit & loss		-	-	-
Income tax relating to items reclassified to profit & loss		-	-	-
OTHER COMPREHENSIVE INCOME FOR THE YEAR NET OF TAX		-	-	-
XI. TOTAL COMPREHENSIVE INCOME FOR THE PERIOD (IX-X)		(4,557,627.77)	-	(4,557,627.77)

**Notes to Reconciliation**

1. Recognition of assets and liabilities as per Ind AS defination of financial instruments as per IND AS.

**49 Segment Reporting**

As per the management the company's main & only business is Stock Broking business. Hence the segment information required by IND AS 108 of the Institute of Chartered Accountants of India on segment reporting is not applicable.

**50 Micro, Small and Medium Enterprises Development Act, 2006**

On the basis of information and record available with the Management, the following disclosure pursuant to the above Act are made for the amounts due to the Micro and Small Enterpriscs, who have registered with the competent authorities:

Particulars	(Amount in ₹)	
	2017-18	2016-17
The principal amount and the interest due thereon remaining unpaid to any Micro / Small Supplier	Nil	Nil
The interest by the buyer as above, along with the amount of payment made beyond the appointed date during each accounting year	Nil	Nil
The amount of interest due and payable for the period of delay in making payment (which has been paid but beyond the appointed day during the year) but without adding the interest.	Nil	Nil
The amount of interest accrued and remaining unpaid at the end of each accounting year	Nil	Nil
The amount of further interest remaining due and payable even in the succeeding years, until such date when the interest dues as above are actually paid to the Small / Micro Enterprises	Nil	Nil

**51 Deferred Tax**

The management has provided/accounted for deferred tax liability/assets in terms of Indian accounting standard (IND AS-12) on " Income Taxes " issued by the Institute of Chartered Accountants of India apply from the current year.



**52 Foreign Currency**

Expenditure incurred in Foreign Currency	Nil
Income in foreign currency	Nil
Other information	Nil

53 Parties accounts whether is debit or credit are subject to reconciliation and confirmation.

54 Previous year figures are regrouped and rearrange wherever necessary so as to make them comparable with those of the current year.

55 In the opinion of the Board of Directors, all assets other than fixed assets have a value on realization in the ordinary course of Business at least equal to the amount at which they are stated unless specified otherwise.

56 Non operative Bank balances whether in debit or credit are subject to confirmation and reconciliation.

57 No provision has been for Sundry debtor which also includes debtors outstanding from the earlier years ,as steps is being taken by the management to reconcile and recover the amount.

58 Liabilities has been provided on estimated basis as per accounting policy mentioned in note no. 2(B)

FOR AND ON BEHALF OF THE BOARD OF DIRECTORS



PAWAN GUPTA  
DIRECTOR  
DIN NO'07245876




GAUTAM SAHA  
DIRECTOR  
DIN NO '07602791

AUDITOR'S REPORT  
SIGNED IN TERMS OF OUR SEPARATE  
REPORT OF EVEN DATE.



RAJIV KUMAR GUPTA  
(CHARTERED ACCOUNTANTS)  
(Membership No.083497)



PLACE: NEW DELHI  
DATED: 29/05/2018